

Hair Removal 101
(Cheap! Fast! Easy!)

First, The Results!

Back



Front



Hi! Welcome to my kickass guide on hair removal!

~~(All photos have Imgur links when clicked for larger versions)~~

Back pic: <http://i.imgur.com/2PP3SEL.jpg>

Front pic: <http://i.imgur.com/1zzZde2.jpg>

Ready to be pornstar smooth all over?

This guide is made especially for people who are:

- Low on cash
- Short on opportunities (live with parents)
- HATE RAZOR BUMPS!

First thing's first! HUGE credit to: <https://www.reddit.com/user/LieutenantJesus>

Who taught me all about this method in his post here:

https://www.reddit.com/r/everymanshouldknow/comments/1f66w4/emskr_how_to_shave_pubes/ca76l87

Seriously. Cannot upvote that enough. I'd encourage everyone to give it a read, but hopefully this guide can expand on that post with helpful photos and instructions!

So long story short, I used to post on some fabulous subreddits about crossdressing, and one of the questions I got all the time was how did I get so smooth below the waist? People would tell me their own horror stories about shaving accidents and razor irritation...

But unfortunately at the time I was getting regular waxes for a modelling job so my advice to get a wax was usually met with "I can't afford it", "there's nobody in my area willing to give a bikini wax to a guy", or "I don't have a car and I'm too embarrassed to ask someone to take me".

Fortunately I have a much better answer to give now!

Ta-da!




This magic stuff is a **depilatory** (a cosmetic preparation used to remove hair from the skin on the body. Which breaks down the disulfide bonds in keratin and weakens the hair so that it is easily scraped off where it emerges from the hair follicle.)

I'm sure you've heard of Nair or other similar products, and the awful times people have... (Seriously. **Don't** use Nair down there.) But this stuff is 100% your best friend.

So how does this magical stuff work? Well first thing's first. Inside this little can (use a spoon to pop it open like a paint can) you'll find a very fine powder. Almost like talcum powder

Larger pic: <http://i.imgur.com/d3AqN4A.jpg>



You'll want to throw about an entire can of this inside a jar. I used a marshmallow fluff jar because I'm an adult and can buy as much junk food as I want.

Larger pic: <http://i.imgur.com/770sZ4S.jpg>

The mixture of powder to water is 1-to-1 so just fill up the now empty can with water and throw that in as well!

Larger pic: <http://i.imgur.com/eNgbAsH.jpg>



The powder doesn't like to mix with water so you'll need to encourage it a bit by shaking the living shit out of it.

FOR THE LOVE OF GOD MAKE SURE THE LID IS ON TIGHT!

Afterwards you should be left with a cloudy slurry.

Larger pic: <http://i.imgur.com/QVA2R7G.jpg>

Now at this point take a second to consider your next 10 minutes or so. You'll be applying this darn near everywhere so somewhere you can make a mess is ideal. I'd suggest the shower but I'm not here to judge what you do in your front yard.

You should also have trimmed a little beforehand. You don't have to shave or anything, but a little bit of manscaping beforehand will reduce the amount of time you'll have this stuff on.

You can use a tool like a cake spatula, serving spoon, or just your hands. If you do use your hands they'll feel kinda smooth/grippy afterwards, like you have gecko fingers.

So go stand still somewhere for a few minutes and make a mess!

Larger pic:

<http://i.imgur.com/Y0tBPac.jpg>



It's totally normal to look like you fucked a gallon of milk at this point

Spread that shit everywhere. And if it starts drying out anywhere then spread more! You should seriously have plenty left over.

Now's the waiting game. 7-10 minutes works well for me, but I have pretty light hair and I could see it taking longer for someone with coarser darker hair. You'll know you're on your way when the hair is so fragile you can wipe it away with your fingers.

Obviously, avoid getting this stuff actually *inside* you anywhere, front or back. And if something starts burning or hurting consider washing it off. The objective here is to look awesome and sexy, and chemical burns have a tendency to not be super sexy...

Once you've gotten to a point where hair is coming off freely, grab a washcloth, take a warm shower, and wipe away all the mess. Also a good time to clean your jar.

At this point there may be some remaining hairs but their roots will be weak enough that you can just give them a soft tug and they'll come right out without any pain.

That's about it! This magical powder can be picked up from Amazon here:

https://www.amazon.com/gp/product/B003GLJ6Q4/ref=oh_aui_detailpage_002_so_o?ie=UTF8&psc=1

At the time of this writing it's sold in individual cans for \$4.30 or in packs of 6 for \$15.68

So let's break it down!

- \$2.61 for a can (assuming you get 6 because why wouldn't you)
- 15 minutes of your time
- pornstar-quality hair removal!

PROTIPS:


- Try mixing up a spoonful of this and using it on a bare patch of skin a few days prior to make sure you don't have an adverse reaction to the stuff!
- This stuff stains, so be sure to dedicate a washcloth to it.
- You can also do your legs/thighs/just about anywhere you have hair

If there's anything I left out or that people still have questions about, put them in the reddit comments and I'll be sure to update the guide!

Have fun going from bland/unkept to deliciously smooth!



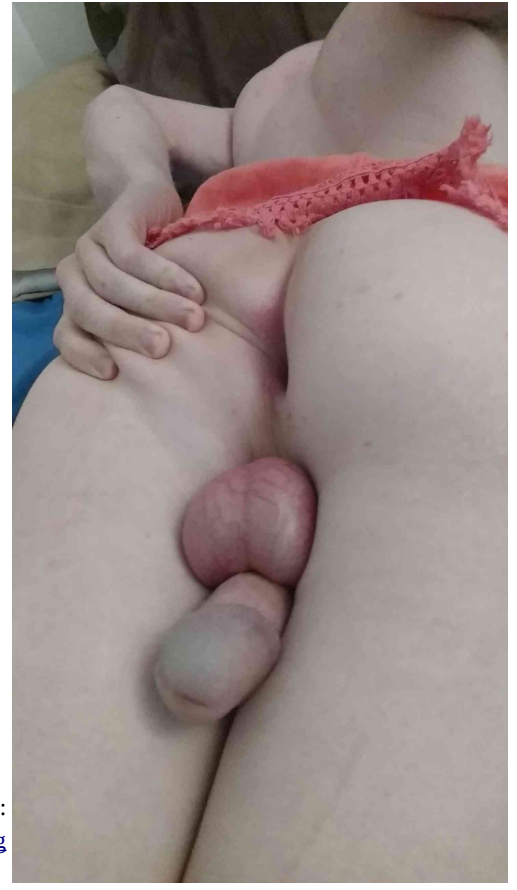
Link:
<http://i.imgur.com/1zzZde2.jpg>



Link:
<http://i.imgur.com/KuOvoP5.jpg>



Link:
<http://i.imgur.com/2PP3SEL.jpg>



Link:
<http://i.imgur.com/huM6j6z.jpg>